

**CITY COUNCIL AGENDA ITEM**  
CITY OF SHORELINE, WASHINGTON

<b>AGENDA TITLE:</b> Update on 2004 Crime Statistics <b>DEPARTMENT:</b> Police <b>PRESENTED BY:</b> Chief Tony Burt
---------------------------------------------------------------------------------------------------------------------------

**PROBLEM/ISSUE STATEMENT:**

The 2004 Service Efforts and Accomplishments Report (SEA) included several crime categories that had significant increases over 2003. Those categories included burglaries, robberies, auto thefts, rape, and arson. A request was made by Council to review the crime statistics for year to date 2005 in comparison to the same time period for 2004. In addition, comparisons were made with other cities from the North end of King County and South Snohomish County.

The analysis demonstrated most comparison cities had experienced similar increases in 2004 as was reported in Shoreline.

Thus far in 2005 we have experienced a huge decline in arsons, robberies and rapes. There have been increases in auto thefts and burglaries. Auto theft, in particular, has become a regional issue with significant increases noted in many jurisdictions.

Our Part I crimes have been reduced through July with 1400 being reported in 2005 as compared to 1407 in 2004. Likewise, our Part II crimes have been reduced with 1292 being reported as compared to 1295 in 2004.

The primary driver in our Part I crimes has been auto thefts and burglaries. Several initiatives are under way which are aimed at arresting and prosecuting high profile offenders, improving criminal investigations and evidence gathering, as well as educating our business and residential communities.


Shoreline continues to be a safe community to live, work and recreate as was noted in a recent magazine article naming Shoreline the number one Seattle area neighborhood to live. Our police department takes great pride in providing the residents of Shoreline with high quality, cost effective services. Shoreline continues to have the fewest officers per thousand citizens (.87) and the lowest cost per capita (\$132.82) compared to other regional cities of similar size.

**FINANCIAL IMPACT:**

None.

**RECOMMENDATION**

No action is required. This report is for review and discussion.

Approved By:      City Manager  City Attorney \_\_\_\_

---

**Council Meeting Date: August 15, 2005**

---

**CITY COUNCIL AGENDA ITEM**  
CITY OF SHORELINE, WASHINGTON

<b>AGENDA TITLE:</b>	Update on 2004 Crime Statistics (SEA Report)
<b>DEPARTMENT:</b>	Police
<b>PRESENTED BY:</b>	Chief Tony Burt

**INTRODUCTION**

The 2004 Service Efforts and Accomplishments Report (SEA) included several crime categories that had significant increases in total number of occurrences. They included arsons, auto thefts, burglaries, robbery and rape. The Council requested comparisons with North King County and South Snohomish County cities as well as an update on "where we are today" in 2005.

**Background:**

In 2004 there were five Part I crime categories that had fairly significant increases in total number of occurrences. The numbers are broken down as follows:

**Burglary:** There were 461 reported in '04 vs. 324 in '03.

Mountlake Terrace	An increase of 11.3%
Mukilteo	An increase of 25%
Brier	An increase of 0%
Edmonds	A decrease of -7.9%
Bothell	An increase of 31.9%
Lake Forest Park	An increase of 14.3%
Kenmore	An increase of 32.7%
Woodinville	An increase of 53.8%

Many of our commercial burglaries were storage container burglaries (50+) where the suspects stole tools. Several suspects were identified but could not be tied to the specific incidents. Repeat victims was also a serious concern with these crimes. A concerted effort was made to educate owners on the best ways to secure storage containers to make it more difficult for burglars to gain entry.

**Auto Thefts:** There were 375 reported in '04 vs. 325 in '03.

Mountlake Terrace	An increase of 0%
Mukilteo	An increase of 4%

Brier	An increase of 33.3%
Edmonds	An increase of 25.4%
Bothell	An decrease of -8.5%
Lake Forest Park	An increase of 16.7%
Kenmore	An increase of 8.7%
Woodinville	A decrease of -11.9%

The majority (95%) of stolen autos are recovered within a short period of time. The vehicles are being used primarily for transportation and for committing other crimes. Several key suspects have been identified and charged with some of these thefts, however they are not spending a lot of time in custody.

Public education is important in helping to prevent "easy" auto thefts. On one cold morning in the winter of 2004, we had over ten cars stolen in one day when owners left vehicles warming up in their driveways before departing for work. We've worked hard at "getting the word out" to our community.

Another component of auto theft is the sheer number of crimes one suspect can commit. An auto thief arrested in 2005 admitted to investigators that he'd stolen over 100 cars in the past year.

**Rape:** There were 33 reported in '04 vs. 15 in '03.

Mountlake Terrace	A decrease of -75%
Mukilteo	An increase of 200%
Brier	An increase of 100%
Edmonds	A decrease of -37.5%
Bothell	An increase of 66.7%
Lake Forest Park	An increase of 0%
Kenmore	A decrease of -30%
Woodinville	A decrease of -85.7%

Reported rapes in the City of Shoreline increased significantly in 2004. These numbers include rape, attempted rape and rape of a child. Of the 33 cases, 71% were solved and 15 arrests were made (Attachment A). Solved cases include incidents that were unfounded and where suspects were identified but victims would not cooperate with the police investigation. In many cases, the victim and suspect were known to each other. Other cases involved residents of care facilities.

**Arson:** There were 34 reported in '04 vs. 21 in '03.

Mountlake Terrace	An increase of 350%
Mukilteo	An increase of 25%
Brier	An increase of 0%
Edmonds	A decrease of -18.8%
Bothell	A decrease of -14.3%
Lake Forest Park	An increase of 0%
Kenmore	An increase of 100%

Woodinville

An increase of 33.3%

Although we show an increase in the number of arson's in the city, we can also show an above average clearance rate and a significant number of arrests (Attachment B). The King County Fire Marshall's clearance rate is 36.8%. The national average is 16.7%. There were 3 adults and 5 juveniles arrested. Several arsons involved stolen autos, container buildings, and unattached portable buildings. Interestingly, once arrests were made, the arsons discontinued. It's reasonable to conclude the same suspects may have been involved in other unsolved cases.

**Robbery:** There were 54 reported in '04 vs. 48 in '03.

Mountlake Terrace	An increase of 75%
Mukilteo	An increase of 50%
Brier	An increase of 0%
Edmonds	An increase of 7.1%
Bothell	An increase of 0%
Lake Forest Park	An increase of 300%
Kenmore	A decrease of -30%
Woodinville	An increase of 100%

Shoreline had one suspect go on a robbery spree during January of '04. The suspect was identified, arrested, and convicted. This one person was responsible for 13 of the 54 robberies reported. After his arrest, the frequency of robberies returned to historical averages.

### **Where are we Today?**

In comparing through July of 2005 with 2004, we have experienced a dramatic decrease in robberies, arsons and rapes. We continue to see increases in burglaries and auto thefts.

The number of Part I crimes has decreased with 1400 being reported through July of 2005 as compared to 1407 in 2004. Likewise, our Part II crimes have decreased with 1292 being reported through July 2005 as compared to 1295 in 2004.

The following is a breakdown of the crimes noted above (through July 2005):

**Arson:** Decrease of 63.3%

**Robbery:** Decrease of 53.7%

**Rape:** Decrease of 42.9%

**Burglary:** Increase of 21.8%

**Auto Theft:** Increase of 31.6%

The analysis has made it clear the primary driver of Part I crimes in the City of Shoreline are the increasing incidents of burglary and auto theft. This trend is seen throughout the greater King County area and the State of Washington. These crimes are crimes of opportunity and are often associated with other crimes.

"Attachment C" is a graph showing the Shoreline Part I crime rate if burglaries and auto thefts are removed from the totals. The remaining crimes are primarily crimes against persons. This graph displays a steady decrease in all other Part I crimes. We have also attached a "Hotspot" map of Part I crimes for the first 6 months of '05. (Attachment D). The vast majority of Part I crime occurs along the Aurora Corridor, in North City, and the Ballinger area.

### **Strategies:**

Any successful crime reduction strategy for auto thefts and burglaries needs to rely on public involvement and crime prevention. We will continue to increase our efforts to educate the public and provide crime prevention techniques to both businesses and neighborhoods. We have added crime maps to the City Police website as well as numerous tips on how to prevent burglaries, auto thefts and car prowls. We are working hard with the Chamber of Commerce to provide them with a link to the City website and have our Storefront Officers attend meetings on a more regular basis. We are attempting to gather all of the business e-mails to increase distribution of the quarterly "Business Watch Newsletter." We will continue to provide security surveys for both businesses and individual homeowners.

We are currently working with both the King County Prosecutor's Office and the City Prosecutor in order to enhance our chances of filing charges and keeping suspects in custody.

A new Auto Theft Unit within the King County Prosecutor's office will be in place August, '05 to assist us in this endeavor. Our City Prosecutor is monitoring the new Seattle practice of charging directly into district court with enhanced sentencing.

We are continuing to educate/train officers in doing thorough investigations on scene in order to increase our chances of identifying suspects. We shall continue to work with other organizations and Police Departments on strategies to curb this trend.

We are looking into the use of automated information calls to Shoreline citizens from the Police Department on crime prevention tips.

### **SUMMARY**

Shoreline continues to be a safe community to live, work, and recreate as was noted in a recent magazine article naming it the number one Seattle area neighborhood!

Overall, crime numbers are significantly less when compared to cities of similar size and demographics. The number of Part I and Part II crimes are down in 2005.

The Shoreline Police Department takes great pride in serving the residents of Shoreline. We continue to seek ways to support our goal of **“Reducing Crime and the Fear of Crime”** while at the same time look for resources to do so in a fiscally responsible manner. This supports our second goal of **“Providing high quality, cost effective services.”** In comparison with regional cities of similar size, Shoreline continues to have the fewest officers per 1000 residents (.87) and the lowest cost per capita (132.82).

We are proud that 95% of our citizens feel safe in their neighborhoods during the day and 73% at night.

We will always do our best job when the community is involved with us. To that end, we will continue to engage the community in partnerships that prove effective in combating issues of concern to them.

### **RECOMMENDATION**

No action is required. This report is for review and discussion.

Approved By:        City Manager \_\_\_\_\_ City Attorney \_\_\_\_\_

### **ATTACHMENT**

- A.    **Rape Clearance Rates**
- B.    **Arson Clearance Rate**
- C.    **'04 vs. '05 Part I Crimes minus Burgs/Auto Thefts**
- D.    **Part I Crimes Hotspot Map**
- E.    **Selected Crime Categories – July 2005 vs. July 2004**

Incidents		FCR	Cases Solved	% Solved
Reported As	Reported			
Attempt Rape	2	145	1	50%
Rape	27	146	19	70%
Rape, Child	5	148	4	80%
Totals	34		24	71%

Case 04-	Reported As	FCR	Status	Report Count	Solved Count
012280	Rape	146	Solved w/Arrest	1	1
015126	Rape	146	No way to ID Susp	1	0
021475	Rape	146	Exceptional - Susp known, Victim unwilling	1	1
027738	Rape	146	Exceptional - Sent to Prosecutor	1	1
032731	Rape	146	Solved w/Arrest	1	1
042317	Rape	146	Solved w/Arrest	1	1
068036	Rape	146	Solved - Unfounded	1	1
076796	Rape	146	Solved w/Arrest	1	1
088630	Rape	146	Open - Victim can't ID	1	0
126684	Rape	146	Solved w/Arrest	1	1
189545	Rape	146	Solved w/Arrest	1	1
214838	Rape	146	Open	1	0
157360	Rape	146	Solved w/Arrest	1	1
218320	Rape	146	Open Inactive - Victim hasn't contacted PD	1	0
220453	Rape	146	Solved - Exceptional Clearance - No susp can be ID'd	1	1
221678	Rape	146	Solved w/Arrest	1	1
222755	Rape	146	Open Inactive - DNA inconclusive	1	0
227477	Rape	146	Open Inactive - Victim hasn't contacted PD	1	0
242072	Rape	146	Open - Now info only - Victim won't cooperate.	1	1
226343	Rape	146	Solved w/Arrest	1	1
229676	Rape	146	Solved w/Arrest	1	1
157504	Rape	146	Solved - Exceptional Clearance - Susp but victim does not want to prosecute	1	1
306323	Rape	146	Solved w/Arrest	1	1
326216	Rape	146	Open/Inactive - No leads	1	0
335006	Rape	146	Solved w/Arrest	1	1
157778	Rape	146	Solved - Exceptional Clearance - Susp unknown	1	1
352562	Rape	146	Open - Inactive - Victim has dementia.	1	0

Related Cases: 04-254782 (master case) and 04-197471

Related Case: 04-221678 (master case).

27 19 70%



Case 04-	Reported As	FCR	Status	Report Count	Solved Count
005033	Rape, Child	148	Solved - Exceptional Clearance - Susp arrested in master case # 03-280230	1	1
111283	Rape, Child	148	Open - Susp is 16 yo boyfriend of 13 yo victim who won't cooperate	1	0
087830	Rape, Child	148	Solved w/Arrest	1	1
254186	Rape, Child	148	Solved w/Arrest	1	1
283691	Rape, Child	148	Solved - Exceptional Clearance - Victim does not want to pursue just document	1	1
				5	4 80%

Case 04-	Reported As	FCR	Status	Report Count	Solved Count
036518	Rape, Attempt	145	Solved w/Arrest	1	1
264331	Rape, Attempt	145	Open - Susp released to lack of corrob. evidence	1	0
				2	1 50%

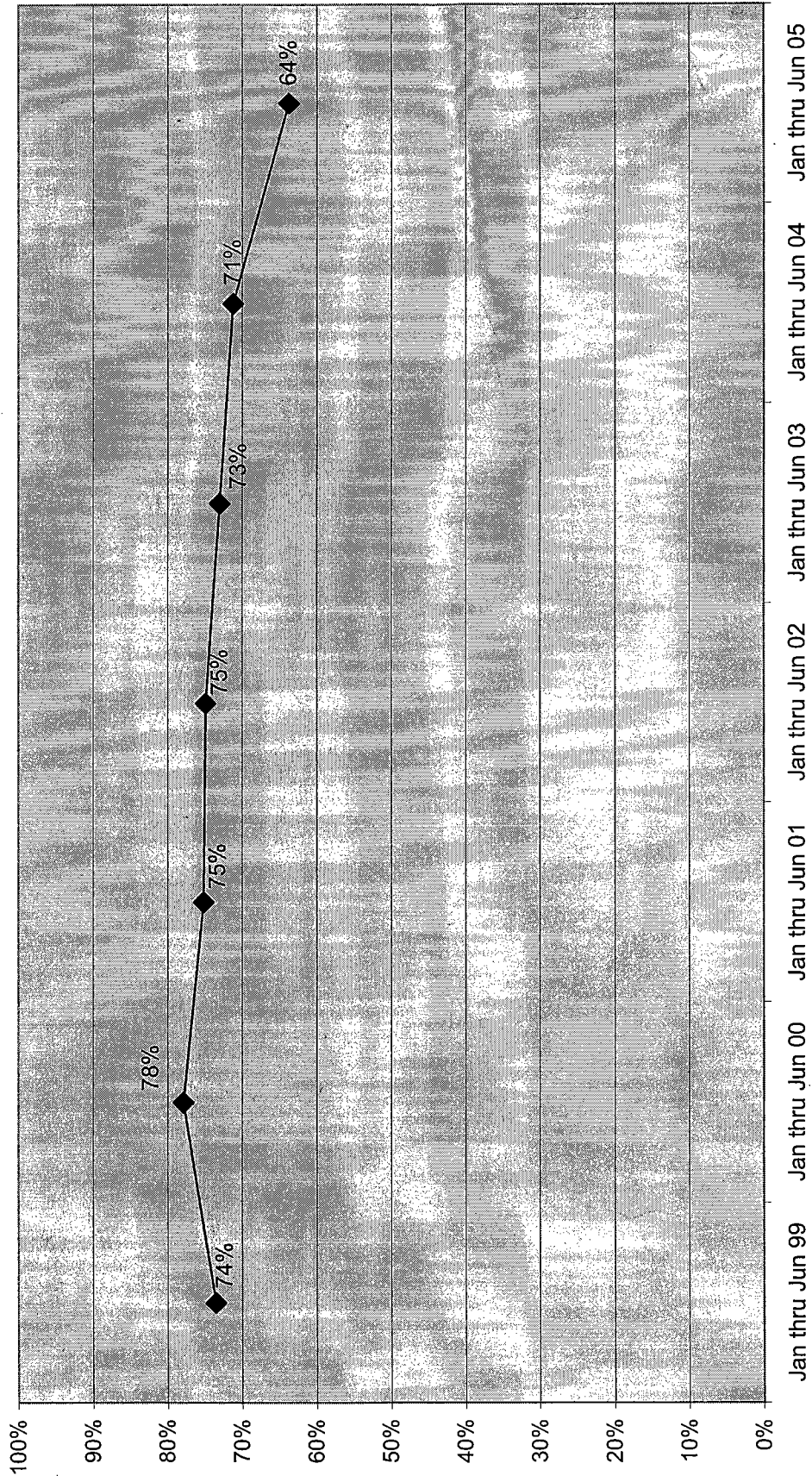
**CITY OF SHORELINE  
ARSON CLEARANCE RATE**

**2004**

<b>TOTAL CASES:</b>	<b>19</b>
<b>CASES CLEARED:</b>	<b>7</b>
<b>SHORELINE CLEARANCE RATE:</b>	<b>36.8%</b>
<b>KING COUNTY CLEARANCE RATE:</b>	<b>17.3%</b>
<b>WESTERN REGION CLEARANCE RATE:</b>	<b>13.5%</b>
<b>NATIONAL CLEARANCE RATE:</b>	<b>16.7%</b>
<b>ADULTS ARRESTED:</b>	<b>3</b>
<b>JUVENILES ARRESTED:</b>	<b>5</b>

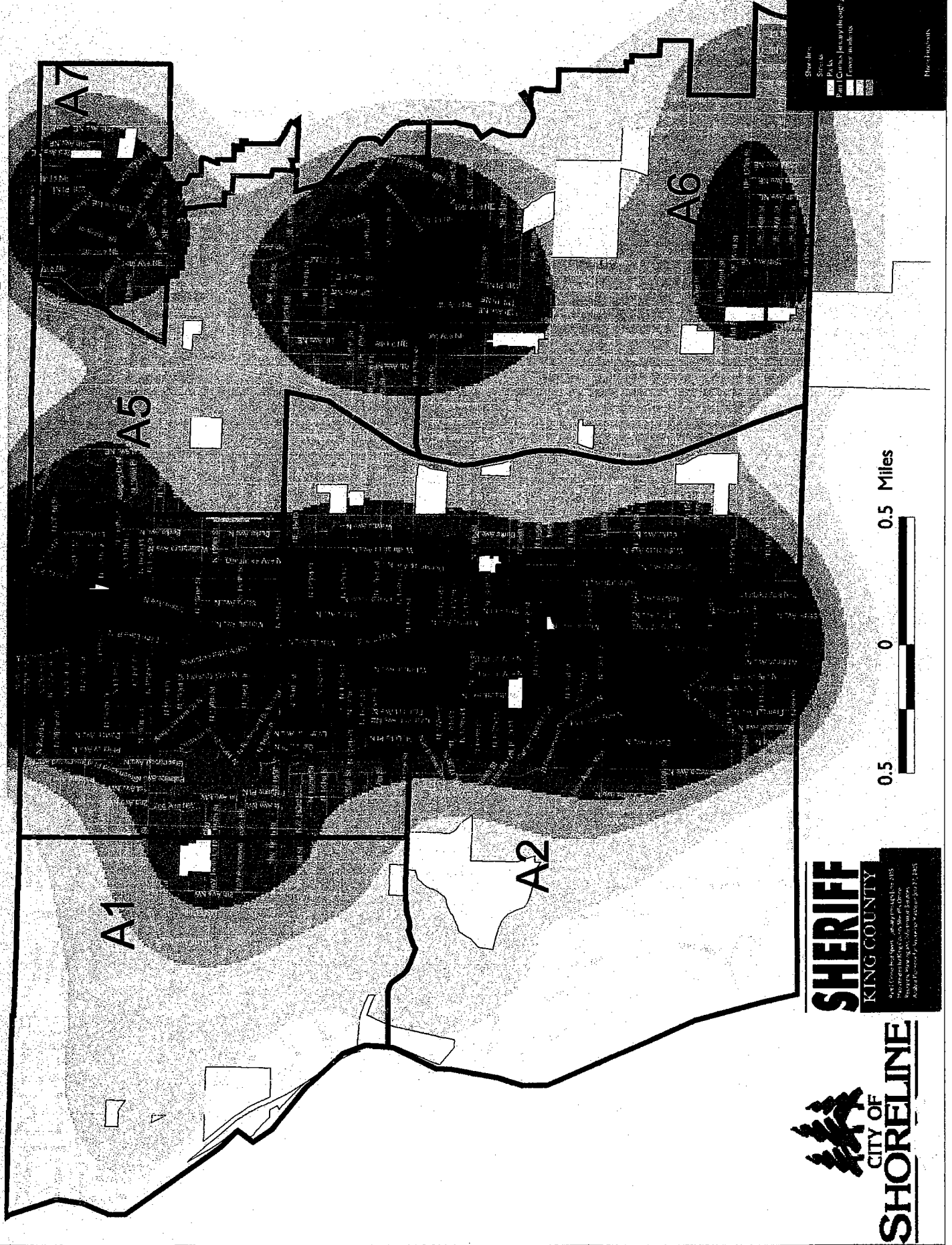


January through June Only  
Part I Crimes MINUS Burglary and Auto Theft  
as a Percent of Total Part I Crimes 1999 ~ 2005



# PART I Crimes HOT SPOTS - January through June 2005

Attachment D



## **ATTACHMENT "E"**

### **City of Shoreline Selected Crime Categories Through July 2005 vs. July 2004**

#### **Part I Crimes Total**

2005: 1400

2004: 1407

#### **Part II Crimes Total**

2005: 1292

2004: 1295

#### **Rape**

2005: 12

2004: 21

#### **Robberies**

2005: 19

2004: 41

#### **Arson**

2005: 11

2004: 30

#### **Auto Theft**

2005: 271

2004: 206

#### **Burglaries**

2005: 285

2004: 234