

2021 Q1-Q2 King County Firearm Violence Report

King County Prosecuting Attorney's Office - Crime Strategies Unit
paocsu@kingcounty.gov July 2021



Total Shootings and Shots Fired Incidents

The numbers of firearm homicide victims, nonfatal shooting victims, and total shots fired incidents for Q1-Q2 2021 are listed below. This data primarily comes from the 8 jurisdictions in King County (below) that have historically had over 90% of firearm violence, but also includes data from many of the smaller jurisdictions in King County. This does not include suicides, confirmed self-inflicted shootings, or officer involved shootings.

42

Firearm Homicide
Victims

154

Nonfatal Shooting
Victims

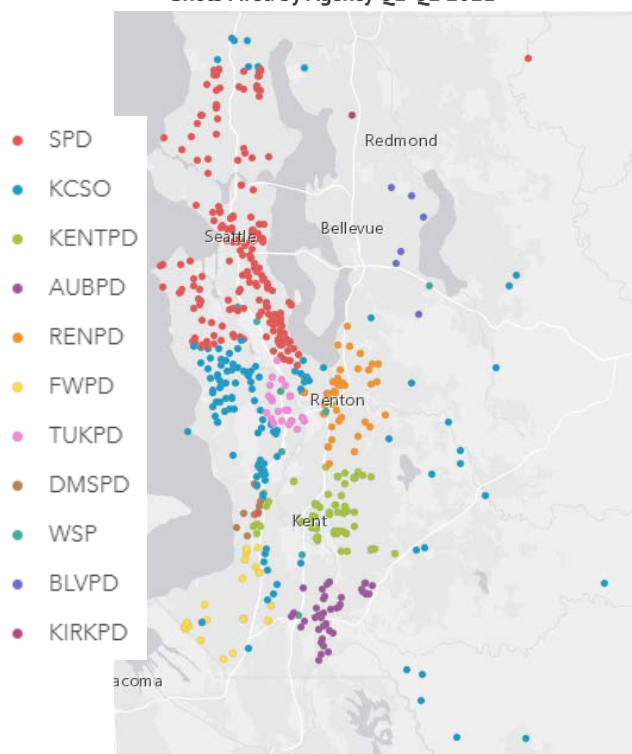
580

Total Shots Fired
Incidents

Geographic Distribution

Shootings in King County are not evenly distributed by jurisdiction. We currently collect data from over 20 agencies, but a majority the data comes from 8 agencies: Seattle, Auburn, Des Moines, Federal Way, Kent, Renton, Tukwila, and the King County Sheriff's Office (including unincorporated King County and 16 contract cities). These 8 agencies account for roughly 79% of King County's population. In Q1-Q2 2021, 64% of the total shots fired incidents and 59% of the shooting victims (both firearm homicide victims and non-fatal shooting victims) were from agencies outside of Seattle. Both of these are slightly higher than the four-year average for 2017-2020 in which 60% of all shots fired incidents and 58% of all shooting victims were from agencies outside of Seattle.

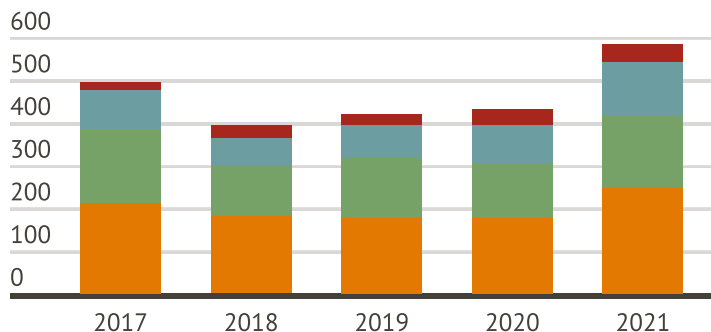
Shots Fired by Agency Q1-Q2 2021



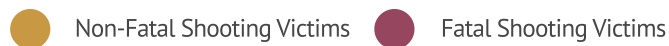
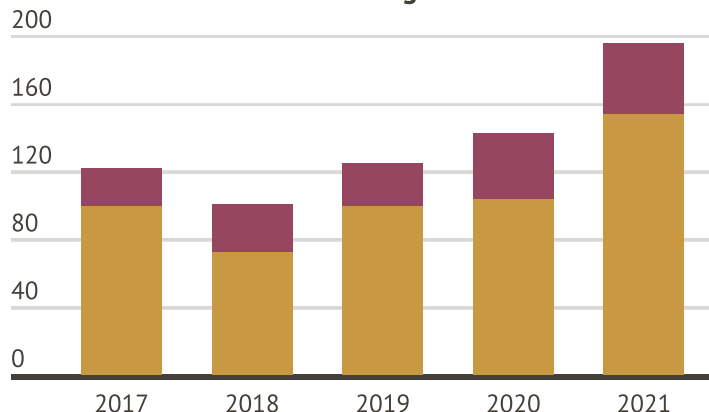
Historical Comparisons

The graphs below depict the total number of shots fired incidents broken down by type for Q1-Q2 2017-2021 and the total number of non-fatal and fatal shooting victims from Q1-Q2 2017-2021. The total number of shots fired incidents in Q1-Q2 2021 (580) was up around 33% and the number of overall shooting victims (197) was up around 61% over the four-year average for Q1-Q2 2017-2020. More specifically, the number of fatal shooting victims (42) was up 48% while the number of nonfatal shooting victims (154) was up 65% over the four-year average. There have been 4 more fatal shooting victims as compared to 2020.

Number and Type of Shots Fired Incidents



Number of Shooting Victims

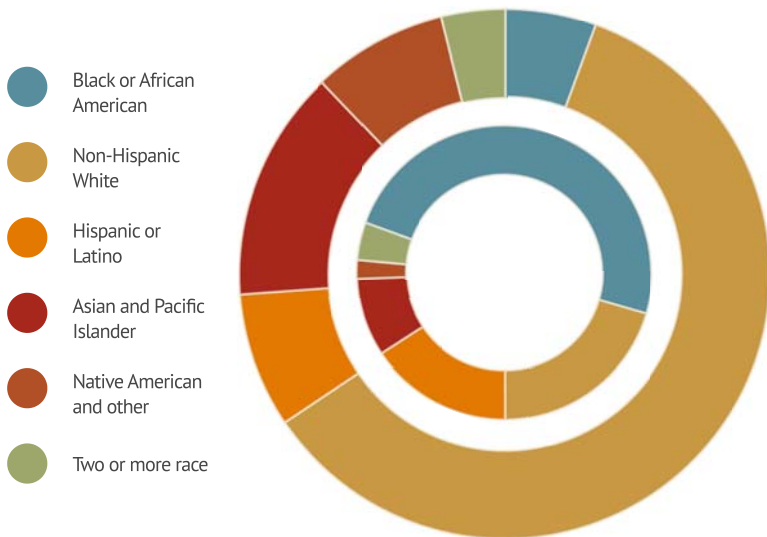


Shooting Victim Demographics

Of the 196 shooting victims in Q1-Q2 2021, 85% were male (167); 36% were between the ages of 18-24 (70); and 80% were people of color (156). Similar to previous years, nearly half of shooting victims, both fatal and nonfatal, were Black or African American (96).

Race/Ethnicity

Outer Circle = General Population
Inner Circle = Shooting Victims



Victim Age

