

From: [Grant Raupp](#)
To: [Debbie Tarry](#)
Cc: [John Norris](#); [Sara Lane](#); [Patti Rader](#); [Rick Kirkwood](#)
Subject: June 2015 & 21Q REET Update
Date: Monday, July 13, 2015 3:06:43 PM
Attachments: [image001.png](#)
[image002.png](#)
[image003.png](#)
[image004.png](#)
[image005.png](#)

The June REET has been updated in the [REET Summary](#).

Highlights from June 2015 include:

- There were 126 transactions in June 2015, which is 27 more than last month. The June 2015 transaction amount is 38 more than June 2014, and 19 more transactions than the same month in 2013.
- June 2015's total sales amount was \$77.9 million, which is 106.0%, or \$40.1 million, more than June 2014. It is also \$31.2 million, or 67.0%, more than June 2013's total sales amount. June 2015's sales amount is above May 2015's amount by \$28.8 million or 58.5%.
- There were seven properties that sold for over a million dollars. Three SF homes sold for over \$1 million. Four commercial properties sold for over \$1 million, including the Haggan on Aurora Avenue for \$10.7 million, which previously sold in February 2015 for \$9.3 million. Transactions over \$1 million accounted for 41.1% of the total June's amount of \$77.9 million.
- In June 2015, the total tax collected was \$389,551. That is \$200,483, or 106.0%, more than June 2014, and \$156,247, or 67.0% more than 2013. It is also \$155,981, or 66.8% more than the revised projections for the month of June 2015. Moreover, it was 182,615 or 88.2% more than the budgeted amount for the month.

The Categories of Transactions for June 2015 include:

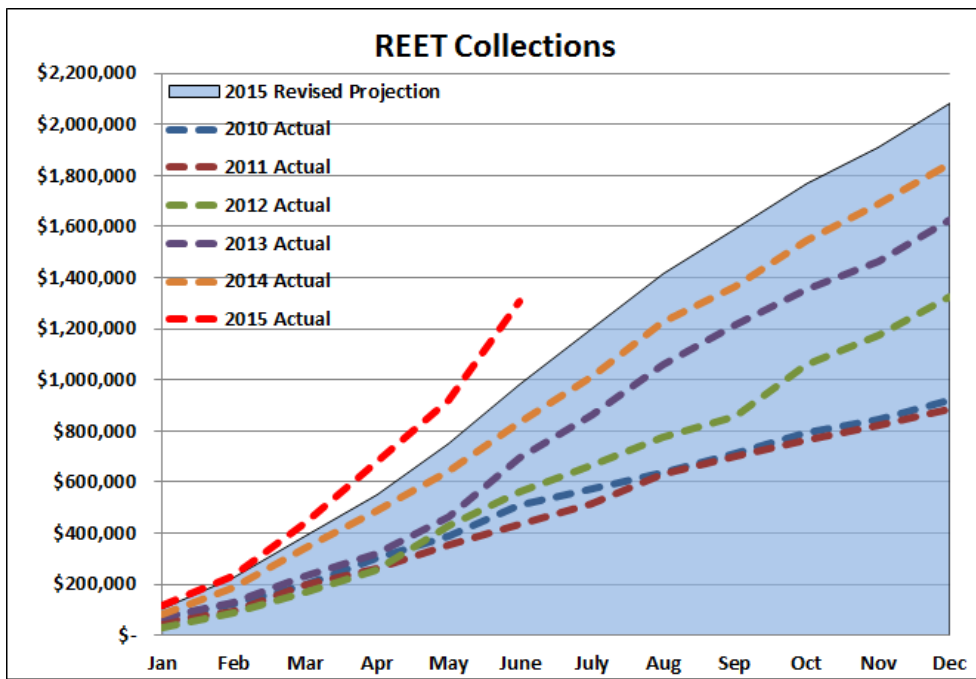
<u>Category</u>	<u># of Transactions</u>	<u>Value</u>	<u>AVG Transaction</u>	<u>Tax</u>
SFR	96	\$43,694,151	\$455,147	\$218,471
MFR	26	\$16,292,589	\$626,638	\$81,463
Mobile Home	0	\$0	\$0	\$0
Commercial	2	\$17,199,530	\$8,599,765	\$85,998
MISC	1	\$659,000	\$659,000	\$3,295
Undeveloped Land	1	\$65,000	\$65,000	\$325

2015 2nd Quarter (January thru June) Highlights include:

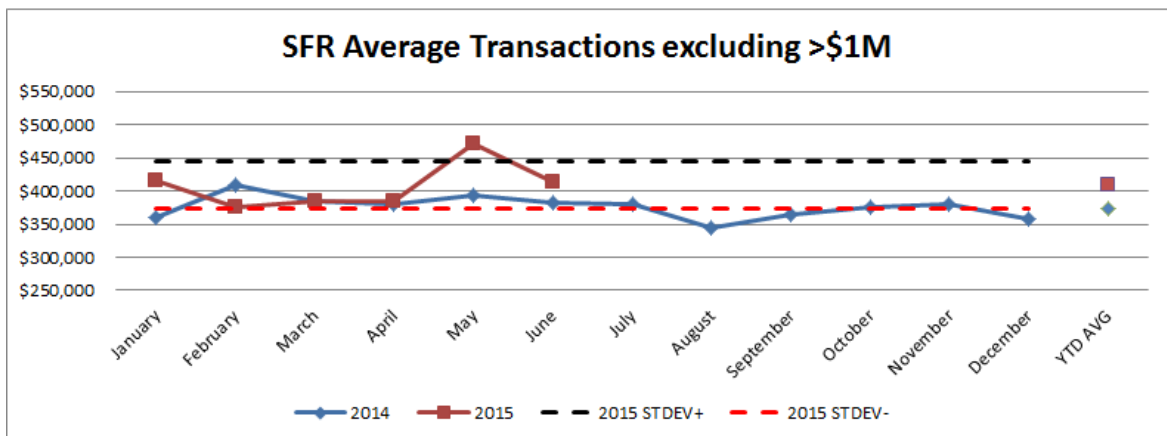
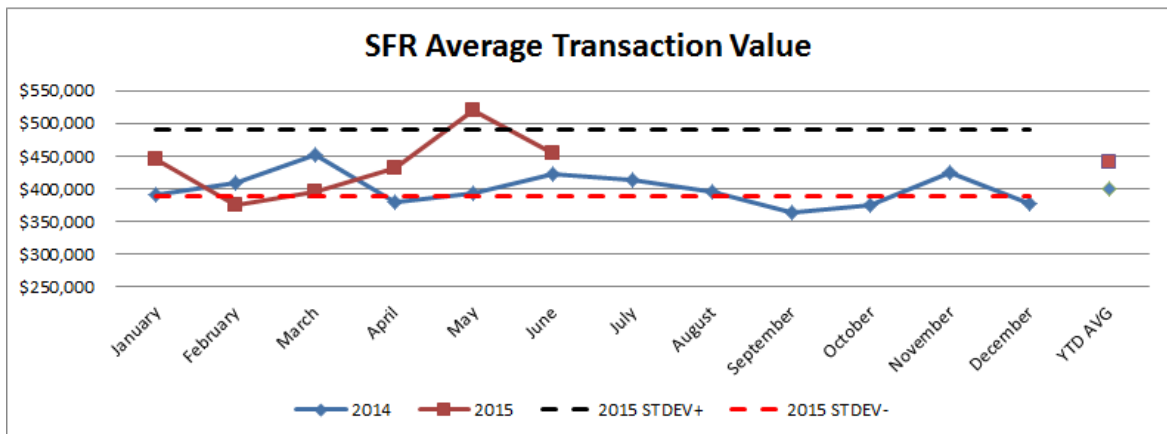
- The 2nd Quarter in 2015 saw higher transactions, sales amount, and taxes collected compared to the same period in 2014.
- There were 535 transaction through the end of 2nd quarter, which is 125, or 30.5%, more than the same period in 2014 and 162, or 43.4%, more than the same period in 2013.
- Through the end of the 2nd Quarter, the sales amount in 2015 was \$261.9 million, which is \$95.5 million, or 57.4%, more than 2014 and \$122.5 million, or 87.8%, more than 2013.
- The tax collected through the end of the 2nd Quarter 2015 was \$1,309,511, which is \$477,547, or 57.4% more than 2014. It is \$438,037, or 50.3%, over the 2015 budgeted amount through the 2nd Quarter.

The Categories of Transactions through 2nd Quarter 2015 include:

<u>Category</u>	<u># of Transactions</u>	<u>Value</u>	<u>AVG Transaction</u>	<u>Tax</u>
SFR	433	\$190,524,777	\$440,011	\$952,624
MFR	77	\$28,658,044	\$372,182	\$143,290
Mobile Home	0	\$0	\$0	\$0
Commercial	7	\$33,794,461	\$4,827,780	\$168,972
MISC	10	\$6,553,538	\$655,354	\$36,823
Undeveloped Land	6	\$1,560,380	\$260,063	\$7,802



- Breakdown of SFR Transaction Value:



Grant Raupp
 Budget Analyst
 City of Shoreline
 206/801-2304
graupp@shorelinewa.gov

