





SHORELINE

Geographic Information System

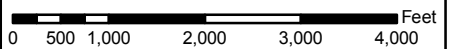
2008/2009  
Snow and Ice  
Removal Routes

Primary Route  
Truck Routes

-  109
-  119
-  124
-  125



1 inch equals 2,000 feet



No warranties of any sort, including accuracy, fitness, or merchantability, accompany this product.



Updated on December, 2008

