





SHORELINE


Geographic Information System

Posted Speed Limits

(Shoreline Municipal Code 10.20.010 Speed Limits; WAC 308-330-423)

Legend

-  SPEED LIMIT 25
-  SPEED LIMIT 30
-  SPEED LIMIT 35
-  SPEED LIMIT 40



1 inch equals 2,033 feet



City of Shoreline
Mark J. Relp, Public Works Director
Rich Meredith, City Traffic Engineer
17544 Midvale Ave N
Shoreline, WA 98133
(206) 546-1700
www.cityofshoreline.com

Map Date: December 2006
No warranties of any sort, including accuracy, fitness, or merchantability, accompany this product.

