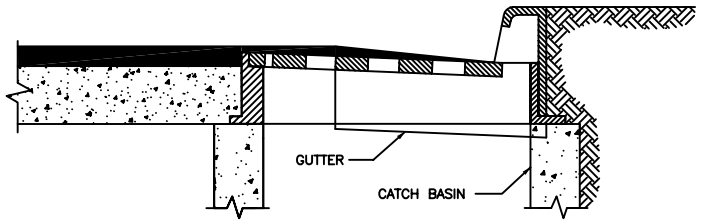
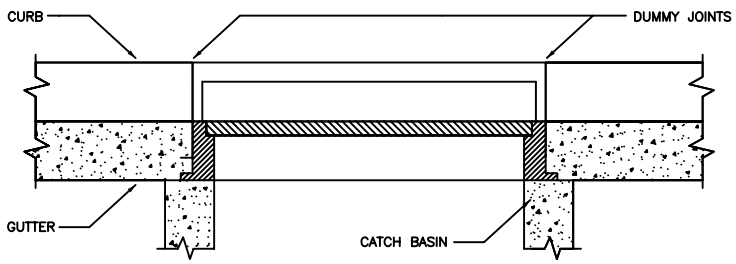


PLAN



SECTION A-A




SECTION B-B

NOTE:

1. SET TO GRADE AND CONSTRUCT ROAD AND GUTTER TO BE FLUSH WITH FRAME.



Public Works  
Planning  
and  
Development  
Services



# Through-Curb Inlet & Vertical Curb Installation

**725**

NOT TO SCALE  
Revision Date  
December 2006